

### Features & Benefits

Sealed Die-Casting Profile for Indoor and Outdoor Applications

Ultra Light Weight Reduces Installation Time & Cost

Polycarbonate Optical Lens with Advanced Heat Resistance

Hook Mount, Pendant Mount and Surface Mount Available

0-10V Dimming Standard for Dimming Range of 100% to 10%

Adjustable Lumen Output with Four Lumen Settings (100%, 80%, 60%, 40%)

Switchable Color Temperature (3000K/4000K/5000K Adjustable)

PIR Sensor and Emergency Battery Available

Operating Temperature -40F to 122F

5 year limited warranty



#### Emergency Battery

25W 3500lm 90min




Install in 3-Seconds

#### Plug-and-Play Sensor (optional)



Sensor allows for security and energy saving.



#### Installation Accessory

Available for both hook mount, conduit mount and surface mounting with U-bracket(optional).

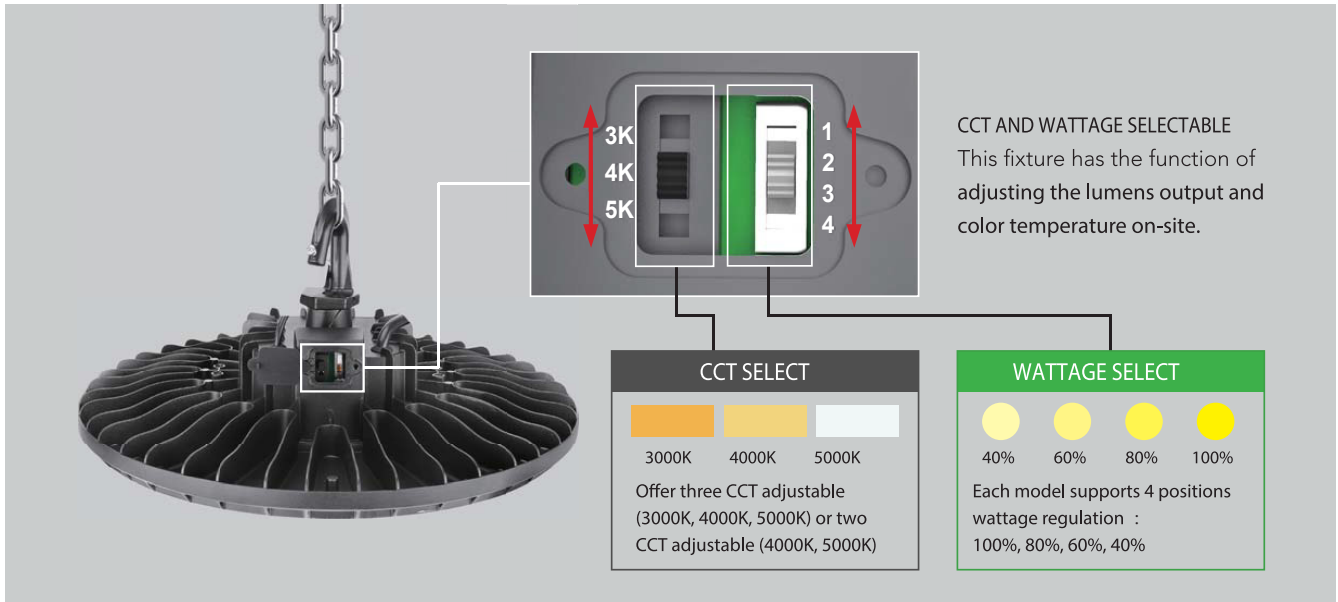
U-bracket allows to adjust the direction to illuminate any area you need.

#### Transformer Box

Transformer can be easily added into the Junction-box and convert to HV models, reducing SKUs and inventory pressure.

#### Housing

Rugged die-cast housing with corrosion-resistant powder coating for effective protection.



## Technical Parameters

Power	Light Output	Input	Operating Temperature	Efficacy
100W - 235W	6,200 lm - 40,000 lm	120-277V, 347-480V	-40°F - 122°F	Up to 188 lm/W

Color Temperature	CRI	Certifications	Motion Sensor	Emergency Battery
3000K, 4000K, 5000K	70 CRI	UL/DLC	Bi-Level PIR Sensor	8W 900 lm

Mounting Options	Finish
Hook	Black

## Performance Data

HBCX08-100W								
Setting	System Watts	CRI	3000K		4000K		5000K	
			Lumens	LPW	Lumens	LPW	Lumens	LPW
100%	100W	70	14,000 lm	140 lm/W	16,000 lm	160 lm/W	14,500 lm	145 lm/W
80%	80W	70	11,600 lm	145 lm/W	13,000 lm	163 lm/W	12,000 lm	150 lm/W
60%	60W	70	9,000 lm	150 lm/W	10,000 lm	167 lm/W	9,400 lm	157 lm/W
40%	40W	70	6,200 lm	155 lm/W	7,000 lm	175 lm/W	6,500 lm	163 lm/W

HBCX08-150W								
Setting	System Watts	CRI	3000K		4000K		5000K	
			Lumens	LPW	Lumens	LPW	Lumens	LPW
100%	150W	70	22,000 lm	147 lm/W	24,000 lm	160 lm/W	22,500 lm	150 lm/W
80%	120W	70	18,000 lm	150 lm/W	20,000 lm	167 lm/W	19,000 lm	158 lm/W
60%	90W	70	14,000 lm	156 lm/W	15,500 lm	172 lm/W	14,600 lm	162 lm/W
40%	60W	70	9,800 lm	163 lm/W	10,800 lm	180 lm/W	10,000 lm	167 lm/W

HBCX08-160W								
Setting	System Watts	CRI	3000K		4000K		5000K	
			Lumens	LPW	Lumens	LPW	Lumens	LPW
100%	160W	70	25,000 lm	156 lm/W	27,000 lm	169 lm/W	26,000 lm	163 lm/W
80%	128W	70	21,000 lm	164 lm/W	22,500 lm	176 lm/W	21,500 lm	168 lm/W
60%	96W	70	16,000 lm	167 lm/W	17,500 lm	182 lm/W	16,500 lm	172 lm/W
40%	64W	70	11,000 lm	172 lm/W	12,000 lm	188 lm/W	11,500 lm	180 lm/W

HBCX08-210W								
Setting	System Watts	CRI	3000K		4000K		5000K	
			Lumens	LPW	Lumens	LPW	Lumens	LPW
100%	210W	70	30,000 lm	143 lm/W	32,000 lm	152 lm/W	30,500 lm	145 lm/W
80%	168W	70	24,500 lm	146 lm/W	26,500 lm	158 lm/W	25,000 lm	149 lm/W
60%	126W	70	19,000 lm	151 lm/W	21,000 lm	167 lm/W	20,000 lm	159 lm/W
40%	84W	70	13,500 lm	161 lm/W	14,500 lm	173 lm/W	14,000 lm	167 lm/W

HBCX08-230W								
Setting	System Watts	CRI	3000K		4000K		5000K	
			Lumens	LPW	Lumens	LPW	Lumens	LPW
100%	230W	70	34,000 lm	148 lm/W	36,000 lm	157 lm/W	35,000 lm	152 lm/W
80%	184W	70	28,000 lm	152 lm/W	30,000 lm	163 lm/W	29,000 lm	158 lm/W
60%	138W	70	22,000 lm	159 lm/W	24,000 lm	174 lm/W	23,000 lm	167 lm/W
40%	92W	70	15,500 lm	168 lm/W	16,500 lm	179 lm/W	16,000 lm	174 lm/W

HBCX08-235W (Single CCT Only)								
Setting	System Watts	CRI	3000K		4000K		5000K	
			Lumens	LPW	Lumens	LPW	Lumens	LPW
100%	235W	70	37,000 lm	157 lm/W	40,000 lm	170 lm/W	40,000 lm	170 lm/W
80%	188W	70	31,000 lm	165 lm/W	33,000 lm	176 lm/W	33,000 lm	176 lm/W
60%	141W	70	24,000 lm	170 lm/W	25,500 lm	181 lm/W	25,500 lm	181 lm/W
40%	94W	70	16,500 lm	176 lm/W	17,500 lm	186 lm/W	17,500 lm	186 lm/W

## Ordering Information *Example: HBCX08-210W-XXK*

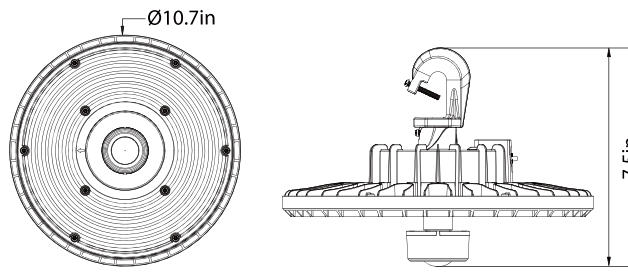
(Optional)

Model	Wattage	Voltage	CCT	Finish	Sensor
<b>HBCX 06</b> High Bay HBCX08 Series	100W 150W 160W 210W 230W 235W	<b>Blank</b> 120-277V <b>HV</b> 347/480V	<b>XXK</b> 3000K, 4000K, 5000K <b>40K</b> 4000K <b>50K</b> 5000K	<b>Blank</b> Black	<b>M</b> Motion Sensor <b>B</b> Emergency Battery

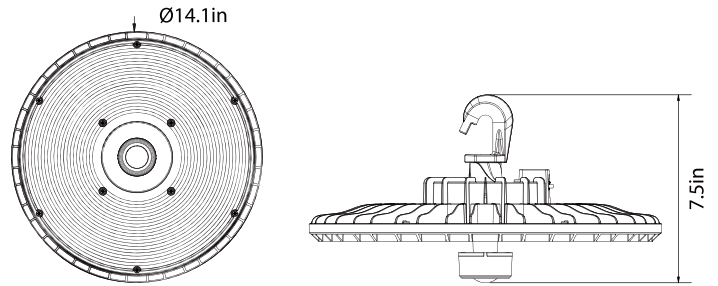
**Note:**

Only 235W suit for single CCT 30K, 40K, and 50K  
Ambient Temperature for 160W and 235W is -40F to 113F

## Product Dimensions

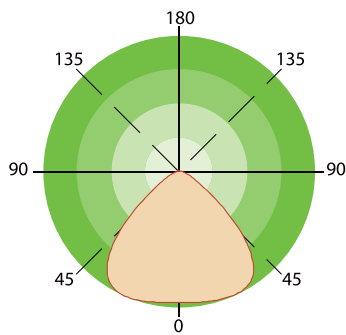


100W/150W/160W



210W/230W/235W

## Photometrics



## Accessories

 <p>Emergency Battery 25W 3500lm 90min, suit for 210W, 230W. 15W 2000lm 90min, suit for 100W,150W,160W</p>	 <p>Plug-and-Play PIR Sensor PIR sensor: ANT-6-4T Bluetooth PIR sensor: ANT-6-4T-BLE-SR</p>	 <p>Plug-and-Play Microwave Sensor Microwave sensor: ANT-5-4T Bluetooth microwave sensor: ANT-5-4T-BLE-SR</p>
 <p>U-Bracket Use for surface mount</p>	 <p>Aluminum reflector</p>	

## Mounting



Hook Mount

Conduit Pendant Mount

U-Bracket Mount